

# Year 10

# Target Setting

**Monday 21<sup>st</sup> October 2019**

# Aims

Provide information on:

- ✓ The context and significance of KS4
- ✓ Explain our approach to target setting
- ✓ What parents can do to help

## Education Journey

Level 8	Doctorate PhD		
Level 7	Master's Degree – MA, MSc, MPhil		Apprenticeships
Level 6	University Degree – BA, BSc		
Level 5		Foundation Degree – FdA, FdSc	
Level 4			
Level 3	A Levels	L3 Diploma	
Level 2	GCSE 9-4	L2 BTEC	
Level 1	GCSE 3-1	L1 BTEC	
Entry Level	Key Stage 3		

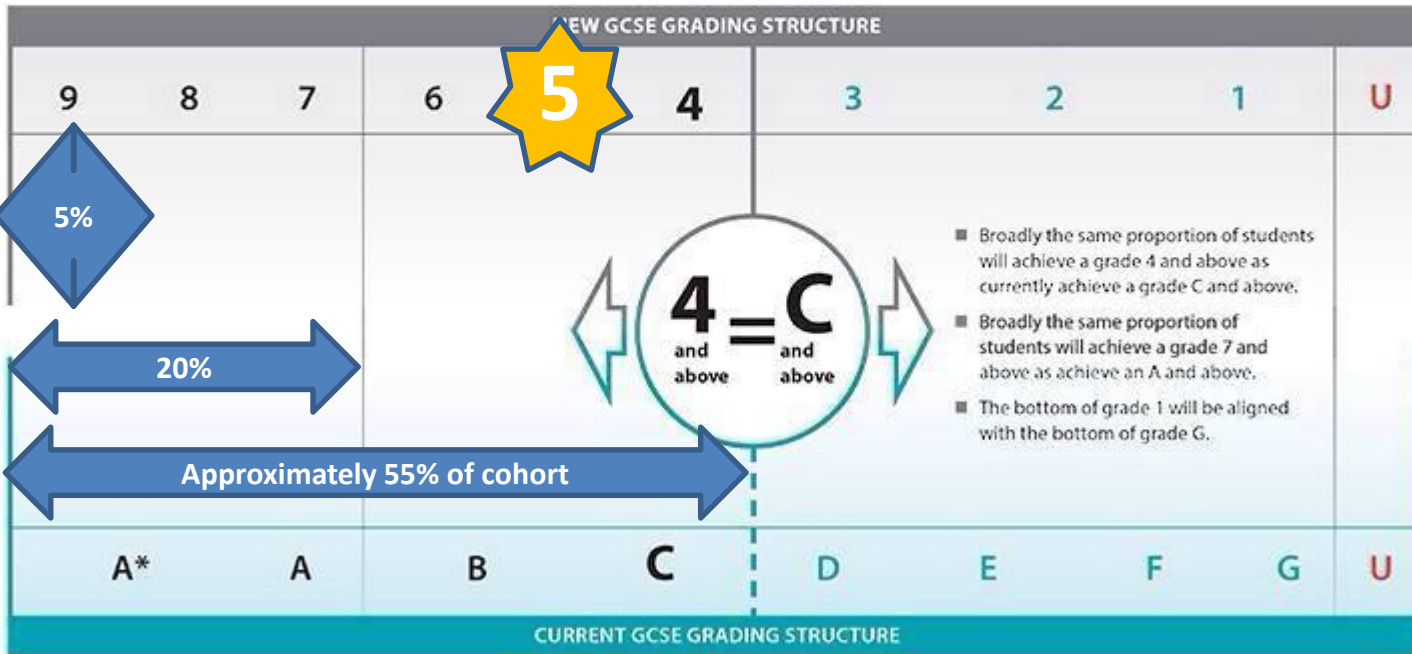
# New Grading System for 2017+



Ousedale School  
Aspire | Believe | Achieve

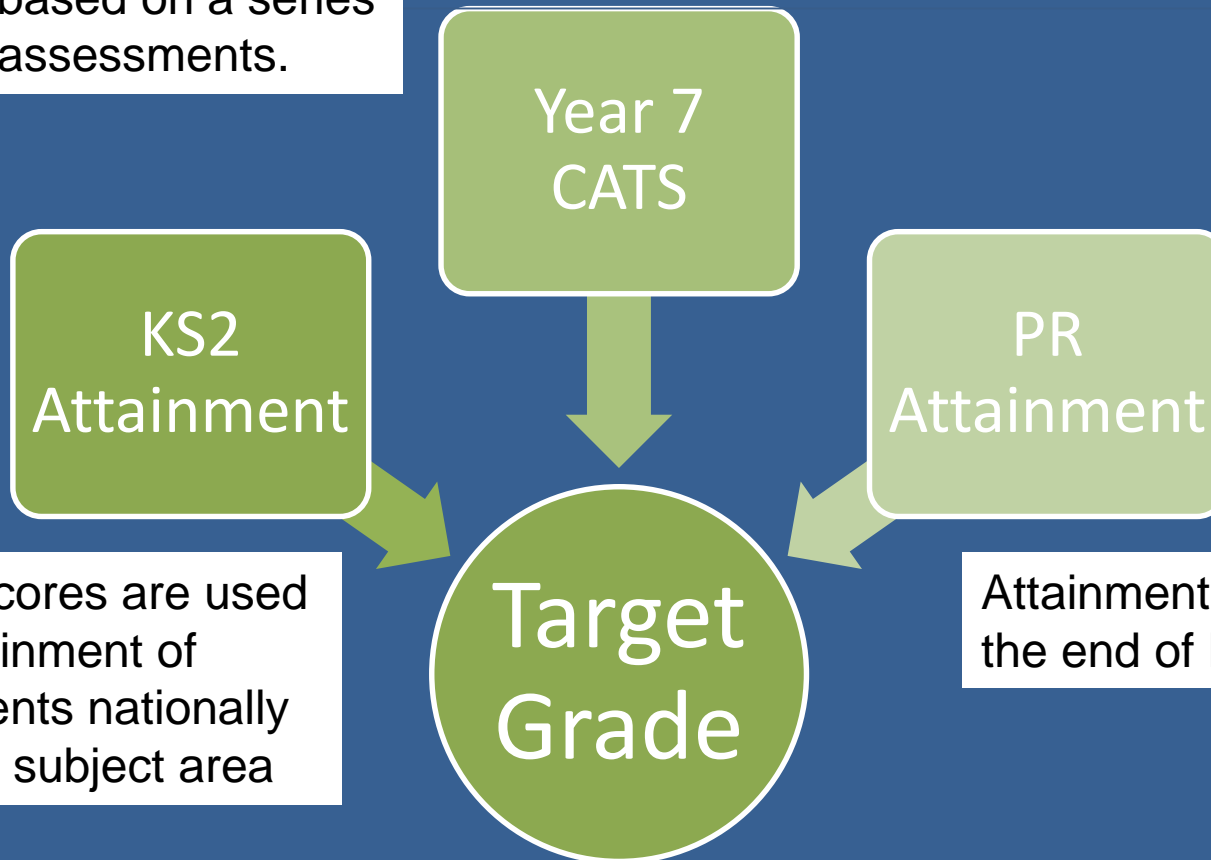
## Grading the New GCSEs in 2017

Ofqual



# Generating a Target Grade

Cognitive Ability Tests (CATS) make predictions, for a range of subjects, based on a series of cognitive assessments.



KS2 SATs scores are used with the attainment of similar students nationally across each subject area

Attainment of students at the end of Key Stage 3


# Examples of Target Grades

Key Stage 4 Subject	Target Grade
English	8
Maths	8
Biology	7
Chemistry	7
Physics	7
History	8
Spanish	8
Drama	6
Creative Media	L2 Merit

# What are Target Grades?



Ousedale School  
Aspire | Believe | Achieve



# English

1	2	3	4	5	6	7	8	9
---	---	---	---	---	---	---	---	---

All students do the same paper

- **100% terminal exam – no coursework!**
- **Short regular revision – from now!**

## ➤ Literature:

- Key themes
- Plot
- Key quotes
- Key characters
- Text – A Christmas Carol, An Inspector Calls, Macbeth and the Power and Conflict poetry Anthology

## ➤ Language:

- Revision of methods including language and structural techniques
- Reading and deciphering a range of challenging text (The guardian, The Times, The Independent)
- Practise writing skills using the full range of punctuation including colons and semi-colons, and using subordinate clauses accurately



# Maths

1	2	3	4	5	6	7	8	9
Foundation								
			Higher					

3 Exam Papers of the same tier

Paper 1 is Non-calculator

Each Paper is:

- 1 hour 30 minutes
- Out of 80 marks
- 1/3 of GCSE Assessment

list of questions

Question Styles –

- Short 1 mark
- Multi-step problems
- Demand increases



## Paper 1: non-calculator

### Content

- Content from any part of the specification may be assessed

### Assessment

- 1 hour 30 minutes
- written exam
- 80 marks
- $33\frac{1}{3}$  of GCSE



## Paper 2: calculator

### Content

- Content from any part of the specification may be assessed

### Assessment

- 1 hour 30 minutes
- written exam
- 80 marks
- $33\frac{1}{3}$  of GCSE



## Paper 3: calculator

### Content

- Content from any part of the specification may be assessed

### Assessment

- 1 hour 30 minutes
- written exam
- 80 marks
- $33\frac{1}{3}$  of GCSE

# Science

- 100% Terminal Exam
- No Practical coursework element
- Students will experience regular recall assessment on all content

## ➤ More emphasis on:

- Transferable practical skills
- Mathematical skills
- Recall of content

## ➤ Exam papers consist of:

- Multiple choice
- Complete sentences
- Short answer
- Calculations – need to be able to recall more formulae
- Longer answer
- Practical skills experienced in class



1	2	3	4	5	6	7	8	9
Foundation								
			Higher					

# Vocational (BTEC and VCERT) New Tech Awards

- All qualifications have internally assessed components (60%)
- All qualifications have an externally assessed component (40%)
- Clear idea of outcomes by the end of year 10


## (Not new any more) Internal assessment rules

- Students learn the theory where the teacher can give any amount of feedback to help a student progress
- During assessment they can only tell a student what criteria they are working towards NOT how they can achieve it
- Once a student submits a unit then only a grade will be given



# Top 10 tips to support your child through their exams

# How can you help your child and prepare them to perform?




1. Being a role model
2. Help them set goals
3. Keep them active
4. Healthy eating
5. Time out
6. Sleep patterns
7. Unplugging
8. Staying cool & calm
9. Belief
10. Be supportive

Each day you can support your child to make choices which can impact how they perform during the exam period

# 7. Unplugging

- ✓ Encourage them to unplug from technology everyday
- ✓ Help them switch off from technology at least 30 mins- 1 hr before going to sleep
- ✓ Support your child to appreciate the world around them rather than being governed by their phone
- ✓ Make sure they put their phone away, & on silent, while they are concentrating on tasks / revision / homework
- ✓ Help them learn to have the control to not be obsessed with their phone
- ✓ Choose some time each day/week to switch off and unplug from technology with them



# also.....

Key Dates	Attendance	Organisation	Homework	Support	Learning Styles
Have them on your calendar	96% or greater Don't take holidays in term time	Right equipment for school Area to work at home	Monitor its completion Ensure appropriate time is spent on tasks Check planners	Access learning zone for past papers Simple recall tests Progress Reviews Parents' Evenings	Acronyms Post-it notes Repetition Songs, raps, rhymes Practice papers